




**DUA SAMUDRA
PLASTISINDO**


Floater Hose & Rubber Hose

Manufactured by selected manufacturing partner under
DUA SAMUDRA PLASTISINDO quality control.

Head Office:

Jl. Gatot Sbroto No.Kav 27, RT.3/RW.3,
Lantai 7, Kuningan, Setiabudi,
Jakarta Selatan, 12950.

 **+62 818 224 866**

 **www.duasamudraplastisindo.com**



Contents

TAGLINE / PARTNERSHIP / HOSE STRUCTURE

MANDREL BUILT HOSE

Oil & Fuel Hose

Oil Suction / Discharge Hose	1
Tank Truck Hose	2
Oil Delivery Hose	3
Dock Hose	4
Low Temp Petroleum Hose	4

Air & Water Hose

Air Hose	5
Extra Pressure Air Hose	5
Lightweight Water Delivery Hose	6
Water Delivery Hose	7
Water Suction & Discharge Hose	8

Material Handling

Sand Blasting Hose	9
Plaster & Concrete Hose	9
Hot Air Blower Hose	10
Tan Bulk Material Suction / Discharge Hose	10
Dry Cement Discharge Hose	11
Dry Cement Suction Hose	11
Slurry / Material Suction Hose	12
Mining Hose Extra Abrasive Resistant Hose	12

Chemical and Food

XLPE Chemical Hose	13
UHMWPE Chemical Hose	13
Food Grade Suction Hose (Edible Oil)	14
Beverage Hose	14
Bulk Food Grade Hose	15

Others

White Wash Down Hose	16
Furnace Coolant Hose	16
Carbon Free non-conductive Hose	17
Carbon Free (with fiber)	17
Radiator Hose	18
Steam Hose	19

EXTRUDED HOSE

Oil & Fuel Hose

Fuel Oil Hose	20
Mid Oil Hose	20

Air & Water Hose

Air / Water Hose	21
Air Brake Hose	21

Gas Hose

LPG Hose	22
Twin Welding Hose	22
Oxygen Hose	23
Acetylene Hose	23

Others

Heater Hose	24
Hot Wash Hose	24
Multi-Purpose Hose	25

PVC HOSE

PVC STEEL WIRE REINFORCED HOSE	26
PVC SPRING HOSE	26
PVC COMPRESSOR HOSE	27
PVC AIR HOSE	27
PVC NYLON TRANSPARANT HOSE (HYPREX)	28
PVC GARDEN HOSE (DOF)	28
PVC FLEX HOSE	29
TRANSPARANT HOSE	29

Attc.I Temperature Conversion Table

Attc.II Hose Inside Diameter (ID) and Outside Diameter (OD) Tolerance

DUA SAMUDRA PLASTISINDO

PIPE FLOATER PERFORMA TINGGI

Dirancang untuk Stabilitas, Daya Tahan, dan Daya Apung Superior.

Mitra Terpercaya Anda untuk Solusi Pengerukan Laut & Industri



✓ Tahan UV | ✓ Tahan Benturan | ✓ Daya Apung Tinggi

www.duasamudraplastisindo.com

DESKRIPSI PRODUK

Pipe Floater Dua Samudra Plastisindo dirancang untuk memberikan dukungan optimal bagi hose dan pipa pada lingkungan laut yang menantang, termasuk proyek pengerukan (dredging), pertambangan lepas pantai, serta instalasi dan pengolahan air.

Diproduksi menggunakan material **LLDPE (Linear Low-Density Polyethylene)** berkualitas tinggi, floater kami dibuat dengan proses **rotomolding** sehingga menghasilkan produk yang **fleksibel namun sangat kuat**. Diformulasikan untuk menahan paparan **sinar UV tinggi**, floater ini menjamin keandalan jangka panjang bahkan pada kondisi iklim tropis dan lingkungan air laut yang keras.



Konstruksi Material Premium

Terbuat dari LLDPE yang tahan terhadap benturan, gelombang, dan cuaca ekstrem. Warna Safety Orange memasikan visibilitas tinggi di laut demi keselamatan navigasi.



Desain Tidak Tenggelam (Unsinkable)

Bagian dalam diisi dengan EPS Foam berdensitas tinggi, sehingga daya apung tetap terjaga meskipun cangkang luar mengalami kerusakan.



Sistem Pengunci Aman

Konstruksi dua bagian yang dikunci menggunakan baut dan mur Stainless Steel, memberikan cengkraman kuat dan mencegah pergeseran pada pipa.

APLIKASI



Pengerukan & Reklamasi
(Pasir / Lumpur / Slurry)



Operasional Pertambangan Lepas Pantai



Intake & Discharge Air
Pembangkit Listrik



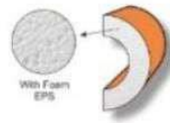
Pengelolaan Limbah Industri & Ponton



SPEKIFIKASI TEKNIS

FLOATER PIPE

Material LLDPE yang lentur, kuat dan tahan terhadap sinar UV, *floaters pipe* produksi kami bisa diandalkan untuk pemakaian jangka panjang. Terisi *full foam EPS* untuk menambah daya apung (*buoyancy*).



Specification :

No	Size	ID (mm)	OD (mm)	Lenght (mm)	Berat (Kg)	Bouyancy (Kg)
1	2"=>4"	100	350	500	6,5	75
2	3"	77	350	500	6,5	80
3	6"=>8"	220	600	700	17	180
4	10"	270	740	750	23-24	380
5	12"	310	740	750	19	210
6	14"	350	1100	1100	52	650
7	16"	400	1100	1100	50	620
8	18"	450	1100	1100	48	560
9	20"	500	1100	1100	46	500
10	24"	610	1150	1250	62	930
11	28"	720	1300	1500	84	2200
12	Trash Boom	30	450	900	12	165



We proud to be pointed as hose manufacturer with perfect products through the best technology and production processes and best prices, mondes which consider more 1% of incomplection than 99% of satisfaction excels in trust and royalty of customers.

We'll meet customers with careful concern which does not forget 1% of convenience as well as 99% of satisfaction. Our goal is to reach 100% customer satisfaction by providing perfect products through the best technology and production processes and by valuing the promise with customers.

Partnership

With a workforce of 500, Dua Samudra Plastisindo is a group of energetic, forward thinking and hardworking professionals who is committed to producing high quality industrial hoses. Over the years, we have exported our hoses to the United States of America, South America, Canada, Italy, France, Spain, Germany, the Middle East, Korea, Singapore, Malaysia, Vietnam and Australia. As such, we have sample experiences to recommend and produce the most suitable hoses required in specific region.



Industrial Hose Structure

Reinforcement

Also knows as the body, is the strength reinforcement member of hose which prevents the tube from bursting. It is comprised of synthetic textlies piled, sprailled or braided depending upon service requirement. The carcass also serves to increase heat resistance and provide a shield againts internal kinkingor external damage.

Tube

The innermost part of the hose. It is comprise of rubber or other elastomer designed to carry specific materials, whethey are liquid or gas, without allowing the material to oscape or adversely affect itself.

Helix Wire

Part of hose carcazs when conditions call for suction or vacuum venvior. the taxicor with also aids in making hose kink and crush resistant.

Cover

The outermost part of the hose used to protect the carcass ant the tube from determation caused by abrasion, temperature, sunlight, moisture, oils, weathering and corrosion.



MANDREL BUILT HOSES

INDUSTRIAL RUBBER HOSE

OIL & FUEL HOSE 

AIR & WATER HOSE 

MATERIAL HANDLING HOSE 

CHEMICAL HOSE 

OTHERS 

OIL SUCTION / DISCHARGE HOSE

APPLICATION/USE

- Application : The industry standart for tank truck, in-plant operations to transfer gasoline, oil and other petroleum base products up to 50% aromatic content.
- Tube : Black Nitrile synthetic rubber RMA class A (High Oil Resistance)
- Reinforcement : High tensile tire cord plies and dual helix wire
- Cover : Black abrasion, oil, weather & ozone resistant rubber (Flat cover)

Temperature Range -20°F to 176°F (-30°C to 80°C)
 Safety Factor 4 : 1
 Vacuum 737mmHg / 29inHg
 Branding **OIL SUCTION/DISCHARGE HOSE**



PART No.	ID		OD		MAX. WORK PRESSURE		STANDART LENGTH		BENDING RADIUS		APPROX WEIGHT	
	in	mm	in	mm	psi	bar	(M)	(FT)	in	mm	(lbs/ft)	(Kg/m)
025OSD10	1	25	1.38	35	150	10	60	200	6	150	0.49	0.73
032OSD10	1.1/4	32	1.65	42	150	10	60	200	8	200	0.62	0.93
038OSD10	1.1/2	38	1.89	48	150	10	60	200	12	300	0.72	1.08
045OSD10	1.3/4	45	2.17	55	150	10	60	200	14	350	0.82	1.23
051OSD10	2	51	2.43	62	150	10	60	200	16	400	0.99	1.47
063OSD10	2.1/2	63	2.97	75	150	10	60	200	18	450	1.38	2.06
076OSD10	3	76	3.50	89	150	10	60	200	20	500	1.70	2.53
089OSD10	3.1/2	89	4.01	102	150	10	60	200	24	600	2.03	3.03
102OSD10	4	102	4.68	119	150	10	60	200	28	700	3.00	4.46
114OSD10	4.1/2	114	5.20	132	150	10	60	200	33	850	3.70	5.51
127OSD10	5	127	5.74	146	150	10	30	200	39	1000	4.25	6.34
152OSD10	6	152	6.74	171	150	10	30	100	47	1200	5.33	7.93
204OSD10	8	204	8.96	228	150	10	30	100	63	1600	8.63	12.87
254OSD10	10	254	11.09	282	150	10	12	40	79	2000	13.48	20.08
304OSD10	12	304	13.33	339	150	10	12	40	94	2400	20.04	29.86
355OSD10	14	355	15.47	393	150	10	12	40	110	2800	26.98	40.19
025OSD20	1	25	1.49	38	300	20	60	200	6	150	0.63	0.95
032OSD20	1.1/4	32	1.76	45	300	20	60	200	8	200	0.79	1.18
038OSD20	1.1/2	38	2.00	51	300	20	60	200	12	300	0.91	1.36
045OSD20	1.3/4	45	2.31	59	300	20	60	200	14	350	1.20	1.79
051OSD20	2	51	2.57	65	300	20	60	200	16	400	1.43	2.13
063OSD20	2.1/2	63	3.09	78	300	20	60	200	18	450	1.81	2.69
076OSD20	3	76	3.69	94	300	20	60	200	20	500	2.30	3.42
089OSD20	3.1/2	89	4.28	109	300	20	60	200	24	600	3.01	4.48
102OSD20	4	102	4.90	124	300	20	60	200	28	700	3.91	5.82
114OSD20	4.1/2	114	5.39	137	300	20	60	200	33	850	4.59	6.83
127OSD20	5	127	6.02	153	300	20	60	200	39	1000	5.76	8.58
152OSD20	6	152	7.06	179	300	20	30	100	47	1200	7.16	10.67
204OSD20	8	204	9.43	240	300	20	30	100	63	1600	12.80	19.08
254OSD20	10	254	11.64	296	300	20	12	40	79	2000	18.97	28.26
305OSD20	12	305	14.02	356	300	20	12	40	94	2400	28.25	42.09
355OSD20	14	355	16.26	413	300	20	12	40	110	2800	37.99	56.61

Max diameter available : up to 30"

TANK TRUCK HOSE

APPLICATION/USE

- Application : The industry standart for tank truck, in-plant operations to transfer gasoline, oil and other petroleum base products under pressure or full suction where maximum flexibility is needed.
- Tube : Black Nitrile synthetic rubber RMA class A (High Oil Resistance)
- Reinforcement : High tensile tire cord plies and dual helix wire
- Cover : Black (or Red) abrasion, oil, weather & ozone resistant rubber (Corrugated cover)

Temperature Range -20 F to 176°F (-30°C to 80°C)
 Safety Factor 4 : 1
 Vacuum 737mmHg / 29inHg
 Branding **TANK TRUCK HOSE**



PART No.	ID		OD		MAX. WORK PRESSURE		STANDART LENGTH		BENDING RADIUS		APPROX WEIGHT	
	in	mm	in	mm	psi	bar	(M)	(FT)	in	mm	(lbs/ft)	(Kg/m)
025TT10	1	25	1.38	35	150	10	60	200	6	150	0.49	0.73
032TT10	1.1/4	32	1.65	42	150	10	60	200	8	200	0.62	0.93
038TT10	1.1/2	38	1.89	48	150	10	60	200	12	300	0.72	1.08
045TT10	1.3/4	45	2.17	55	150	10	60	200	14	350	0.82	1.23
051TT10	2	51	2.43	62	150	10	60	200	16	400	0.99	1.47
063TT10	2.1/2	63	2.97	75	150	10	60	200	18	450	1.38	2.06
076TT10	3	76	3.50	89	150	10	60	200	20	500	1.70	2.53
089TT10	3.1/2	89	4.01	102	150	10	60	200	24	600	2.03	3.03
102TT10	4	102	4.68	119	150	10	60	200	28	700	3.00	4.46
114TT10	4.1/2	114	5.20	132	150	10	60	200	33	850	3.70	5.51
127TT10	5	127	5.74	146	150	10	60	200	39	1000	4.25	6.34
152TT10	6	152	6.74	171	150	10	30	100	47	1200	5.33	7.93
204TT10	8	204	8.96	228	150	10	30	100	63	1600	8.63	12.87
254TT10	10	254	11.09	282	150	10	12	40	79	2000	13.48	20.08
305TT10	12	305	13.33	339	150	10	12	40	94	2400	20.04	29.86
355TT10	14	355	15.47	393	150	10	12	40	110	2800	26.98	40.19
025TT20	1	25	1.50	38	300	20	60	200	6	150	0.63	0.95
032TT20	1.1/4	32	1.77	45	300	20	60	200	8	200	0.79	1.18
038TT20	1.1/2	38	2.01	51	300	20	60	200	12	300	0.91	1.36
045TT20	1.3/4	45	2.36	60	300	20	60	200	14	350	1.20	1.79
051TT20	2	51	2.64	67	300	20	60	200	16	400	1.43	2.13
063TT20	2.1/2	63	3.07	78	300	20	60	200	18	450	1.81	2.69
076TT20	3	76	3.70	94	300	20	60	200	20	500	2.30	3.42
089TT20	3.1/2	89	4.29	109	300	20	60	200	24	600	3.01	4.48
102TT20	4	102	4.88	124	300	20	60	200	28	700	3.91	5.82
114TT20	4.1/2	114	5.35	136	300	20	60	200	33	850	4.59	6.83
127TT20	5	127	5.94	151	300	20	60	200	39	1000	5.76	8.58
152TT20	6	152	7.13	181	300	20	30	100	47	1200	7.16	10.67
204TT20	8	204	9.33	237	300	20	30	100	63	1600	12.80	19.08
254TT20	10	254	11.57	294	300	20	12	40	79	2000	18.97	28.26
305TT20	12	305	13.90	353	300	20	12	40	94	2400	28.25	42.09
355TT20	14	355	16.14	410	300	20	12	40	110	2800	37.99	56.61

Max diameter available : up to 30"

OIL DELIVERY HOSE

APPLICATION/USE

- Application : The hose is for the discharge of gasoline, oil and other petroleum based products on tank and docks
- Tube : Black Nitrile RMA class A compound (high oil resistance)
- Reinforcement : High tensile tire cord plies
- Cover : Abrasion, oil, weather & ozone resistant compound

Temperature : -20°F to 176°F (-30°C to 80°C)
 Safety Factor : 4 : 1
 Branding : **Oil Delivery Hose**



PART No.	ID		OD		MAX. WORK PRESSURE		STANDART LENGTH		APPROX WEIGHT	
	in	mm	in	mm	psi	bar	(M)	(FT)	(lbs/ft)	(Kg/m)
025ODH10	1	25	1.31	33	150	10	60	200	0.35	0.52
032ODH10	1.1/4	32	1.59	40	150	10	60	200	0.43	0.65
038ODH10	1.1/2	38	1.83	46	150	10	60	200	0.51	0.75
045ODH10	1.3/4	45	2.10	53	150	10	60	200	0.59	0.88
051ODH10	2	51	2.37	60	150	10	60	200	0.72	1.08
063ODH10	2.1/2	63	2.84	72	150	10	60	200	0.88	1.31
076ODH10	3	76	3.43	87	150	10	60	200	1.28	1.91
089ODH10	3.1/2	89	3.94	100	150	10	60	200	1.49	2.22
102ODH10	4	102	4.55	116	150	10	60	200	2.06	3.07
114ODH10	4.1/2	114	5.01	127	150	10	60	200	2.21	3.30
127ODH10	5	127	5.55	141	150	10	60	200	2.60	3.88
152ODH10	6	152	6.61	168	150	10	30	100	3.56	5.30
204ODH10	8	204	8.77	223	150	10	30	100	5.49	8.18
025ODH20	1	25	1.43	36	300	20	60	200	0.48	0.72
032ODH20	1.1/4	32	1.70	43	300	20	60	200	0.59	0.88
038ODH20	1.1/2	38	1.82	46	300	20	60	200	0.64	0.95
045ODH20	1.3/4	45	1.94	49	300	20	60	200	0.69	1.02
051ODH20	2	51	2.51	64	300	20	60	200	1.15	1.71
063ODH20	2.1/2	63	2.96	75	300	20	60	200	1.27	1.89
076ODH20	3	76	3.56	90	300	20	60	200	1.65	2.46
089ODH20	3.1/2	89	4.15	105	300	20	60	200	2.18	3.24
102ODH20	4	102	4.71	120	300	20	60	200	2.64	3.94
114ODH20	4.1/2	114	5.20	132	300	20	60	200	3.03	4.52
127ODH20	5	127	5.38	148	300	20	60	200	3.95	5.89
152ODH20	6	152	6.87	174	300	20	30	100	4.92	7.32
204ODH20	8	204	9.18	233	300	20	30	100	8.55	12.73

Max diameter available : up to 30"

* Please contact us if you should require sizes / lengths or specifications other than the ones indicated above

DOCK HOSE

APPLICATION/USE

- Application : Extra durable & thick cover hose for handling petroleum products on marine docks, ships and barges.
- Tube : Black Nitrile synthetic rubber RMA class A (High Oil Resistance)
- Reinforcement : High tensile tire cord plies and dual helix wire
- Cover : Black abrasion, oil, weather & ozone resistant synthetic rubber

Temperature	-20°F to 180°F (-30°C to 80°C)
Safety Factor	4 : 1
Vacuum	737mmHg / 29inHg
Branding	DOCK HOSE WP 225 PSI



PART No.	ID		OD		MAX. WORK PRESSURE		STANDART LENGTH		BENDING RADIUS		APPROX WEIGHT	
	in	mm	in	mm	psi	bar	(M)	(FT)	in	mm	(lbs/ft)	(Kg/m)
076DC15	3	76	3.81	97	225	15	60	200	30	750	2.70	4.03
102DC15	4	102	4.96	126	225	15	60	200	39	1000	4.18	6.23
152DC15	6	152	7.18	182	225	15	30	100	47	1200	8.02	11.96
204DC15	8	204	9.48	241	225	15	30	100	63	1600	12.81	19.08
254DC15	10	254	11.64	296	225	15	30	100	71	1800	18.93	28.21
305DC15	12	305	14.02	356	225	15	12	40	79	2000	28.26	42.11

LOW TEMP PETROLEUM HOSE

APPLICATION/USE

- Application : The hose is for use in low temperature operation for transferring gasoline, oil and other petroleum based products
- Tube : Black Nitrile synthetic rubber RMA class A (High Oil Resistance)
- Reinforcement : High tensile tire cord plies and dual helix wire
- Cover : Blue abrasion, oil, weather & ozone resistant synthetic rubber (Corrugated cover)

Temperature	-65°F to 176°F (-54°C to 80°C)
Safety Factor	4 : 1
Vacuum	737mmHg / 29inHg
Branding	LOW TEMP PETROLEUM HOSE



PART No.	ID		OD		MAX. WORK PRESSURE		STANDART LENGTH		BENDING RADIUS		APPROX WEIGHT	
	in	mm	in	mm	psi	bar	(M)	(FT)	in	mm	(lbs/ft)	(Kg/m)
025LTP10	1	25	1.44	37	150	10	60	200	6	150	0.59	0.89
038LTP10	1.1/2	38	1.95	50	150	10	60	200	12	300	0.86	1.29
051LTP10	2	51	2.56	65	150	10	60	200	16	400	1.32	1.96
063LTP10	2.1/2	63	3.03	79	150	10	60	200	18	450	1.77	2.64
076LTP10	3	76	3.62	92	150	10	60	200	20	500	2.15	3.21
102LTP10	4	102	4.80	122	150	10	60	200	28	700	3.58	5.34
152LTP10	6	152	6.87	174	150	10	30	100	47	1200	6.17	9.19

* Please contact us if you should require sizes / lengths or specifications other than the ones indicated above

AIR HOSE

APPLICATION/USE

- Application : General Purpose hose designed for heavy duty applications
- Tube : Black synthetic rubber
- Reinforcement : High tensile tire cord plies
- Cover : Black abrasion, weather & ozone resistant syntetic rubber

Temperature -20°F to 176°F (-30°C to 80°C)

Safety Factor 3 : 1

Branding **AIR HOSE WP 300 PSI**



PART No.	ID		OD		MAX. WORK PRESSURE		STANDART LENGTH		APPROX WEIGHT	
	in	mm	in	mm	psi	bar	(M)	(FT)	(lbs/ft)	(Kg/m)
019AR20	3/4	19	1.14	29	300	20	60	200	0.36	0.53
025AR20	1	25	1.42	36	300	20	60	200	0.50	0.75
032AR20	1.1/4	32	1.69	43	300	20	60	200	0.61	0.92
038AR20	1.1/2	38	1.93	49	300	20	60	200	0.71	1.06
051AR20	2	51	2.52	63	300	20	60	200	1.09	1.62
063AR20	2.1/2	63	3.03	76	300	20	60	200	1.43	2.13
076AR20	3	76	3.54	90	300	20	60	200	1.70	2.53
089AR20	3.1/2	89	4.06	103	300	20	60	200	1.96	2.93
102AR20	4	102	4.65	118	300	20	60	200	2.51	3.74
127AR20	5	127	5.71	145	300	20	60	200	3.46	5.16
152AR20	6	152	6.81	171	300	20	30	100	4.34	6.47
204AR20	8	204	8.90	228	300	20	30	100	7.22	10.75
254AR20	10	254	10.87	281	300	20	12	40	10.02	14.93
305AR20	12	305	13.03	339	300	20	12	40	14.93	22.24

EXTRA PRESSURE AIR HOSE

APPLICATION/USE

- Application : Excellent in hard rock mining, quarries, construction, offshore, shipyards and other rough applications
- Tube : Black synthetic rubber
- Reinforcement : High tensile tire cord plies
- Cover : Yellow abrasion, weather & ozone resistant synthetic rubber

Temperature -20°F to 176°F (-30°C to 80°C)

Safety Factor 3 : 1

Branding **EXTRA PRESSURE AIR HOSE WP 400 PSI**



PART No.	ID		OD		MAX. WORK PRESSURE		STANDART LENGTH		APPROX WEIGHT	
	in	mm	in	mm	psi	bar	(M)	(FT)	(lbs/ft)	(Kg/m)
013EPA27	1/2	13	0.91	23	400	27	60	200	0.11	0.16
019EPA27	3/4	19	1.14	29	400	27	60	200	0.14	0.21
025EPA27	1	25	1.49	38	400	27	60	200	0.18	0.27
032EPA27	1.1/4	32	1.76	45	400	27	60	200	0.22	0.33
038EPA27	1.1/2	38	2.00	51	400	27	60	200	0.25	0.37
051EPA27	2	51	2.57	65	400	27	60	200	0.32	0.48
076EPA27	3	76	3.69	94	400	27	60	200	0.47	0.69
102EPA27	4	102	4.83	123	400	27	60	200	0.61	0.91

LIGHTWEIGHT WATER DELIVERY HOSE

APPLICATION/USE

- Application : Economical and lightweight hose for water disposal or delivery in industries, mines & construction sites
- Tube : Black Natural rubber compound
- Reinforcement : High tensile tire cord plies
- Cover : Black abrasion, weather & ozone resistant synthetic rubber

Temperature : -20°F to 176°F (-30°C to 80°C)

Safety Factor : 3 : 1

Branding : **LIGHTWEIGHT WATER DELIVERY HOSE WP 100 PSI**



PART No.	ID		OD		MAX. WORK PRESSURE		STANDART LENGTH		APPROX WEIGHT	
	in	mm	in	mm	psi	bar	(M)	(FT)	(lbs/ft)	(Kg/m)
019LWD7	3/4	19	1.05	27	100	7	60	200	0.25	0.37
025LWD7	1	25	1.28	33	100	7	60	200	0.32	0.47
032LWD7	1.1/4	32	1.56	40	100	7	60	200	0.39	0.59
038LWD7	1.1/2	38	1.80	46	100	7	60	200	0.46	0.69
051LWD7	2	51	2.31	59	100	7	60	200	0.60	0.90
063LWD7	2.1/2	63	2.78	71	100	7	60	200	0.74	1.10
076LWD7	3	76	3.29	84	100	7	60	200	0.88	1.31
089LWD7	3.1/2	89	3.80	97	100	7	60	200	1.02	1.52
102LWD7	4	102	4.31	110	100	7	60	200	1.17	1.74
127LWD7	5	127	5.39	137	100	7	60	200	1.87	2.79
152LWD7	6	152	6.39	162	100	7	30	100	2.31	3.44
204LWD7	8	204	8.58	218	100	7	30	100	4.20	6.26
254LWD7	10	254	10.61	269	100	7	12	40	5.75	8.57
305LWD7	12	305	12.65	321	100	7	12	40	7.20	10.73

Max diameter available : up to 30"

* Please contact us if you should require sizes / lengths or specifications other than the ones indicated above

WATER DELIVERY HOSE


APPLICATION/USE

- Application : Durable water hose with a thick wall to withstand harsh working conditions in mines, construction sites & industries
- Tube : Black natural rubber compound
- Reinforcement : High tensile tire cord plies
- Cover : Black abrasion, weather & ozone resistant synthetic rubber

Temperature -20°F to 176°F (-30°C to 80°C)

Safety Factor 3 : 1

Branding **WATER DELIVERY HOSE 150 PSI**



PART No.	ID		OD		MAX. WORK PRESSURE		STANDART LENGTH		APPROX WEIGHT	
	in	mm	in	mm	psi	bar	(M)	(FT)	(lbs/ft)	(Kg/m)
019WDH10	3/4	19	1.08	27	150	10	60	200	0.29	0.43
025WDH10	1	25	1.31	33	150	10	60	200	0.36	0.54
032WDH10	1.1/4	32	1.59	40	150	10	60	200	0.45	0.67
038WDH10	1.1/2	38	1.83	46	150	10	60	200	0.52	0.78
051WDH10	2	51	2.34	59	150	10	60	200	0.68	1.02
063WDH10	2.1/2	63	2.87	73	150	10	60	200	0.94	1.40
076WDH10	3	76	3.37	86	150	10	60	200	1.12	1.67
089WDH10	3.1/2	89	3.91	99	150	10	60	200	1.42	2.11
102WDH10	4	102	4.49	114	150	10	60	200	1.89	2.82
127WDH10	5	127	5.50	140	150	10	60	200	2.47	3.68
152WDH10	6	152	6.49	165	150	10	30	100	2.93	4.37
204WDH10	8	204	8.61	219	150	10	30	100	4.53	6.75
254WDH10	10	254	10.61	270	150	10	12	40	5.87	8.74
304WDH10	12	304	12.70	323	150	10	12	40	7.95	11.85

Max diameter available : up to 30"

** Please contact us if you should require sizes / lengths or specifications other than the ones indicated above*

WATER SUCTION & DISCHARGE HOSE

APPLICATION/USE

Application : Delivery and suction application in waste water, sewage, mud, etc.
 Tube : Black Natural rubber blend compound
 Reinforcement : High Tensile tire cord plies and dual helix wire
 Cover : Black abrasion, weather & ozone resistant synthetic rubber

Temperature : -20°F to 176°F (-30°C to 80°C)
 Safety Factor : 1 : 3
 Vacuum : 737mmHg / 29inHg
 Branding : **WATER SUCTION & DISCHARGE HOSE**



PART No.	ID		OD		MAX. WORK PRESSURE		STANDART LENGTH		BENDING RADIUS		APPROX WEIGHT	
	in	mm	in	mm	psi	bar	(M)	(FT)	in	mm	(lbs/ft)	(Kg/m)
019WSD10	3.4	19	1.14	29	150	10	60	200	4	100	0.39	0.59
025WSD10	1	25	1.38	35	150	10	60	200	6	150	0.49	0.73
032WSD10	1.1/4	32	1.65	42	150	10	60	200	8	200	0.62	0.93
038WSD10	1.1/2	38	1.89	48	150	10	60	200	10	250	0.72	1.08
051WSD10	2	51	2.40	61	150	10	60	200	12	300	0.92	1.38
063WSD10	2.1/2	63	2.97	75	150	10	60	200	16	400	1.38	2.05
076WSD10	3	76	3.48	88	150	10	60	200	20	500	1.65	2.46
089WSD10	3.1/2	89	3.99	101	150	10	60	200	24	600	1.98	2.95
102WSD10	4	102	4.57	116	150	10	60	200	28	700	2.53	3.77
127WSD10	5	127	5.69	145	150	10	60	200	39	1000	4.04	6.01
152WSD10	6	152	6.68	170	150	10	30	100	47	1200	4.95	7.37
204WSD10	8	204	8.87	225	150	10	30	100	63	1600	7.96	11.86
254WSD10	10	254	10.93	278	150	10	12	40	79	2000	12.11	18.05
305WSD10	12	305	13.14	334	150	10	12	40	108	2750	18.01	26.84
019WSD20	3.4	19	1.14	29	300	20	60	200	4	100	0.40	0.59
025WSD20	1	25	1.43	36	300	20	60	200	6	150	0.55	0.82
032WSD20	1.1/4	32	1.70	43	300	20	60	200	8	200	0.69	1.03
038WSD20	1.1/2	38	1.94	49	300	20	60	200	10	250	0.80	1.19
051WSD20	2	51	2.49	63	300	20	60	200	12	300	1.19	1.77
063WSD20	2.1/2	63	3.05	77	300	20	60	200	16	400	1.74	2.59
076WSD20	3	76	3.62	92	300	20	60	200	20	500	2.07	3.09
089WSD20	3.1/2	89	4.13	105	300	20	60	200	24	600	2.46	3.67
102WSD20	4	102	4.17	120	300	20	60	200	28	700	3.08	4.58
127WSD20	5	127	5.83	148	300	20	60	200	39	1000	4.71	7.02
152WSD20	6	152	6.87	174	300	20	30	100	47	1200	6.02	8.97
204WSD20	8	204	9.17	233	300	20	30	100	63	1600	10.19	15.19
254WSD20	10	254	11.32	288	300	20	12	40	79	2000	15.69	23.38
305WSD20	12	305	13.71	348	300	20	12	40	108	2750	24.39	36.35

Max diameter available : up to 30

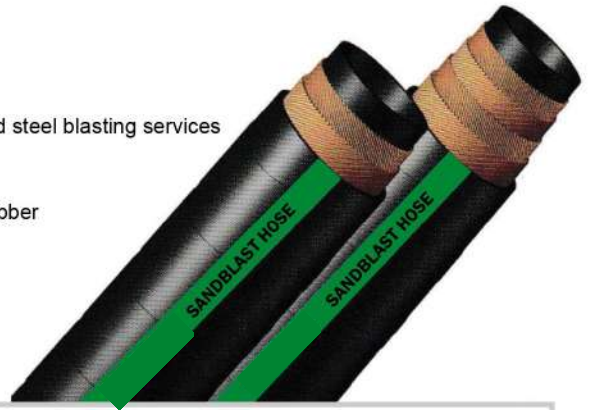
* Please contact us if you should require sizes / lengths or specifications other than the ones indicated above

SAND BLASTING HOSE

APPLICATION/USE

- Application : Abrasion resistant hose for long-lasting use in sand and steel blasting services
- Tube : Thick black high abrasion resistant rubber
- Reinforcement : High tensile tire cord plies with antistatic wire
- Cover : Black abrasion, weather & ozone resistant synthetic rubber

Temperature	-20°F to 176°F (-30°C to 80°C)
Safety Factor	3 : 1
Abrasion Loss	< 70mm ³ (DIN 53516)
Branding	SANDBLAST HOSE



PART No.	ID		OD		MAX. WORK PRESSURE		STANDART LENGTH		BENDING RADIUS		APPROX WEIGHT	
	in	mm	in	mm	psi	bar	(M)	(FT)	in	mm	(lbs/ft)	(Kg/m)
013SB10	1/2	13	1.09	28	150	10	60	200	5	130	0.37	0.55
019SB10	3/4	19	1.33	34	150	10	60	200	8	200	0.47	0.70
025SB10	1	25	1.57	40	150	10	60	200	11	275	0.58	0.86
032SB10	1.1/4	32	1.87	48	150	10	60	200	14	350	0.75	1.12
038SB10	1.1/2	38	2.11	54	150	10	60	200	16	400	0.87	1.29
051SB10	2	51	2.62	67	150	10	60	200	20	500	1.11	1.66
063SB10	2.1/2	63	3.09	79	150	10	60	200	24	600	1.34	1.99

PLASTER & CONCRETE HOSE

APPLICATION/USE

- Application : Used as a service between pump and nozzle in transporting wet cement, plaster, grout and concrete
- Tube : Black high abrasion resistant rubber
- Reinforcement : High tensile tire cord plies with antistatic wire
- Cover : Black abrasion, weather & ozone resistant synthetic rubber

Temperature	-20°F to 176°F (-30°C to 80°C)
Safety Factor	2 : 1
Abrasion loss	< 70 mm ³ (DIN 53516)
Branding	CONCRETE PLACEMENT HOSE



PART No.	ID		OD		MAX. WORK PRESSURE		STANDART LENGTH		BENDING RADIUS		APPROX WEIGHT	
	in	mm	in	mm	psi	bar	(M)	(FT)	in	mm	(lbs/ft)	(Kg/m)
032CP85	1.1/4	32	1.95	50	1215	85	60	200	13	330	0.88	1.31
038CP85	1.1/2	38	2.27	58	1215	85	60	200	15	380	1.15	1.72
051CP85	2	51	2.83	72	1215	85	60	200	20	500	1.57	2.34
063CP85	2.1/2	63	3.43	87	1215	85	60	200	26	650	2.22	3.31
076CP85	3	76	4.05	103	1215	85	60	200	30	750	2.98	4.43
089CP85	3.1/2	89	4.69	119	1215	85	60	200	35	900	3.88	5.79
102CP85	4	102	5.32	135	1215	85	60	200	39	1000	4.91	7.31
114CP85	4.1/2	114	5.89	150	1215	85	60	200	45	1150	5.85	8.71
127CP85	5	127	6.45	164	1215	85	60	200	51	1300	6.65	9.92
152CP85	6	152	7.69	195	1215	85	60	200	59	1500	9.35	13.93

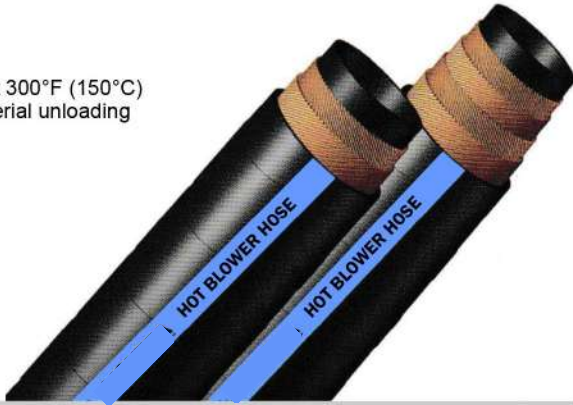
* Please contact us if you should require sizes / lengths or specifications other than the ones indicated above

HOT AIR BLOWER HOSE

APPLICATION/USE

- Application : This hose is specifically designed to convey hot air at 300°F (150°C) continuous from the compressor or blower on dry material unloading systems
- Tube : Black heat resistant EPDM rubber
- Reinforcement : High tensile tire cord plies and dual helix wire
- Cover : Black heat, weather & ozone resistant EPDM rubber

Temperature	-20°F to 350°F (-30°C to 176°C)
Safety Factor	4 : 1
Safety Factor	737mmHg / 29inHg
Branding	HOT BLOWER HOSE



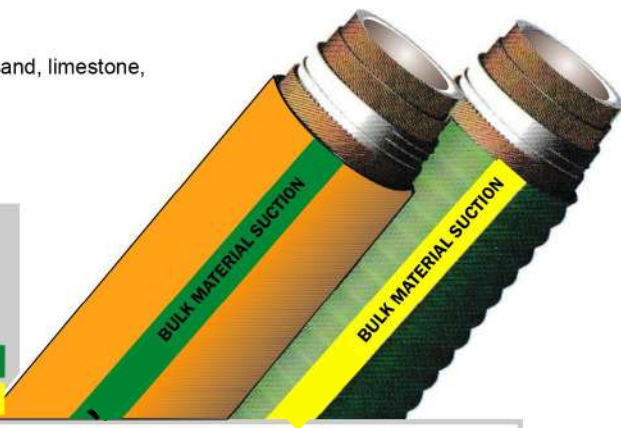
PART No.	ID		OD		MAX. WORK PRESSURE		STANDART LENGTH		BENDING RADIUS		APPROX WEIGHT	
	in	mm	in	mm	psi	bar	(M)	(FT)	in	mm	(lbs/ft)	(Kg/m)
032HAB10	1.1/4	32	1.65	42	150	10	60	200	6	160	0.61	0.91
038HAB10	1.1/2	38	1.92	49	150	10	60	200	8	200	0.76	1.13
045HAB10	1.3/4	45	2.20	56	150	10	60	200	12	300	0.87	1.29
051HAB10	2	51	2.43	62	150	10	60	200	24	600	0.97	1.44
063HAB10	2.1/2	63	3.03	77	150	10	60	200	30	750	1.53	2.27
076HAB10	3	76	3.56	90	150	10	60	200	33	850	1.86	2.77
089HAB10	3.1/2	89	4.07	103	150	10	60	200	35	900	2.22	3.32
102HAB10	4	102	4.74	120T	150	10	60	200	45	1150	3.20	4.76v

TAN BULK MATERIAL SUCTION

APPLICATION/USE

- Application : Transfer of dry, non-oily abrasive materials such as sand, limestone, plastic pellets and others
- Tube : Tan natural, abrasion resistant tube
- Reinforcement : High tensile tire cord plies and dual helix wire
- Cover : Green/ tan corrugated cover for extra flexibility

Temperature	-20°F to 176°F (-30°C to 80°C)
Safety Factor	4 : 1
Abrasion Loss	130 - 150 mm ³ (DIN 53516)
Vacuum	737mmHg/29inHg
Branding	BULK MATERIAL SUCTION/DISCHARGE HOSE



PART No.	ID		OD		MAX. WORK PRESSURE		STANDART LENGTH		BENDING RADIUS		APPROX WEIGHT	
	in	mm	in	mm	psi	bar	(M)	(FT)	in	mm	(lbs/ft)	(Kg/m)
025BMS10	1	25	1.76	45	150	10	60	200	10	250	0.99	1.47
032BMS10	1.1/4	32	2.06	52	150	10	60	200	13	330	1.24	1.84
038BMS10	1.1/2	38	2.30	58	150	10	60	200	15	380	1.39	2.07
051BMS10	2	51	2.81	71	150	10	60	200	20	500	1.76	2.62
063BMS10	2.1/2	63	3.35	85	150	10	60	200	26	650	2.30	3.43
076BMS10	3	76	3.94	100	150	10	60	200	30	750	2.96	4.41
089BMS10	3.1/2	89	4.45	113	150	10	60	200	35	900	3.47	5.17
102BMS10	4	102	5.13	130	150	10	60	200	39	1000	4.66	6.95
127BMS10	5	127	6.11	155	150	10	60	200	51	1300	5.67	8.45
152BMS10	6	152	7.12	181	150	10	60	200	59	1500	6.78	10.10

* Please contact us if you should require sizes / lengths or specifications other than the ones indicated above

DRY CEMENT DISCHARGE HOSE

APPLICATION/USE

- Application : Recommended for the transfer of dry materials & slurries and ideal for dry cement, pebble, lime, and other abrasive materials
- Tube : Black high abrasion resistant rubber
- Reinforcement : High tensile tire cord plies
- Cover : Black abrasion, weather & ozone resistant synthetic, static conductive material

Temperature -20°F to 176°F (-30°C to 80°C)

Safety Factor 4 : 1

Safety Factor 130 - 150 mm³ (DIN 53516)

Branding **DRY CEMENT DISCHARGE HOSE**



PART No.	ID		OD		MAX. WORK PRESSURE		STANDART LENGTH		BENDING RADIUS		APPROX WEIGHT	
	in	mm	in	mm	psi	bar	(M)	(FT)	in	mm	(lbs/ft)	(Kg/m)
076DCD5	3	76	3.70	94	75	5	60	200	30	750	1.83	2.73
102DCD5	4	102	4.79	122	75	5	60	200	39	1000	2.62	3.90
127DCD5	5	127	5.80	147	75	5	60	200	49	1250	3.34	4.98
152DCD5	6	152	6.79	172	75	5	30	100	59	1500	3.95	5.88
204DCD5	8	204	8.91	226	75	5	30	100	71	1800	5.77	8.60
076DCD10	3	76	3.83	97	150	10	60	200	30	750	2.15	3.20
102DCD10	4	102	4.90	124	150	10	60	200	39	1000	2.93	4.37
127DCD10	5	127	5.88	149	150	10	60	200	49	1250	3.73	5.56
152DCD10	6	152	6.87	174	150	10	30	100	59	1500	4.41	6.56
204DCD10	8	204	9.04	230	150	10	30	100	71	1800	6.80	10.13

DRY CEMENT SUCTION HOSE

APPLICATION/USE

- Application : Used in transfer of dry materials and slurries and ideal for dry cement, pebble, lime, and other abrasive materials
- Tube : Black high abrasion resistant rubber
- Reinforcement : High tensile tire cord plies and dual helix wire
- Cover : Black abrasion, weather & ozone resistant synthetic rubber

Temperature -22°F to 176°F (-30°C to 80°C)

Safety Factor 3 : 1

Abrasion Loss 130 - 150 mm³ (DIN53516)

Vacuum 737mmHg/29inHg

Branding **DRY CEMENT SUCTION HOSE**



PART No.	ID		OD		MAX. WORK PRESSURE		STANDART LENGTH		BENDING RADIUS		APPROX WEIGHT	
	in	mm	in	mm	psi	bar	(M)	(FT)	in	mm	(lbs/ft)	(Kg/m)
051DCS20	2	51	2.99	76	300	20	60	200	20	510	2.17	3.24
076DCS20	3	76	4.13	105	300	20	60	200	30	750	3.43	5.10
102DCS20	4	102	5.21	132	300	20	60	200	39	1000	4.80	7.15
127DCS20	5	127	6.28	159	300	20	60	200	49	1250	6.43	9.59
152DCS20	6	152	7.31	186	300	20	30	100	59	1500	8.03	11.96
204DCS20	8	204	9.54	242	300	20	30	100	71	1800	12.24	18.24

Max diameter available : up to 30"

* Please contact us if you should require sizes / lengths or specifications other than the ones indicated above

SLURRY / MATERIAL SUCTION HOSE

APPLICATION/USE

- Application : Designed for wet or dry abrasive products transfer services
- Tube : Black high abrasion synthetic rubber
- Reinforcement : High tensile tire cord plies
- Cover : Black abrasion, weather & ozone resistant synthetic rubber

Temperature	-20°F to 176°F (-30°C to 80°C)
Safety Factor	3 : 1
Abrasion Loss	130 - 150 mm ³ (DIN 53516)
Vacuum	737mmHg/29inHg
Branding	SLURRY CEMENT HOSE



PART No.	ID		OD		MAX. WORK PRESSURE		STANDART LENGTH		BENDING RADIUS		APPROX WEIGHT	
	in	mm	in	mm	psi	bar	(M)	(FT)	in	mm	(lbs/ft)	(Kg/m)
102SCH10	4	102	4.94	126	150	10	60	200	31	800	3.71	5.53
152SCH10	6	152	6.99	178	150	10	30	100	47	1200	6.21	9.25
203SCH10	8	203	9.31	236	150	10	30	100	63	1600	10.40	15.50
254SCH10	10	254	11.37	289	150	10	12	40	79	2000	15.13	22.54
305SCH10	12	305	13.71	348	150	10	12	40	94	2400	22.82	34.00
355SCH10	14	355	15.82	402	150	10	12	40	110	2800	29.61	44.12

Max diameter available : up to 30"

MINING - Extra Abrasive Resistant Hose

APPLICATION/USE

- Application : Abrasive slurry hose to be used with split muff coupling. It is widely used in the mining industry to handle delivery and suction of dry bulk and slurry.
- Tube : Black high abrasion synthetic rubber
- Reinforcement : High tensile tire cord plies and dual helix wire
- Cover : Extra thick abrasion/ weather & ozone resistant cover for durable use. It is bright yellow in color for better visibility

Temperature	-20°F to 176°F (-30°C to 80°C)
Safety Factor	3 : 1
Abrasion Loss	< 70 mm ³ (DIN 53516)
Vacuum	737 mmHg / 29inHg
Branding	MINING HOSE



PART No.	ID		OD		MAX. WORK PRESSURE		STANDART LENGTH		BENDING RADIUS		APPROX WEIGHT	
	in	mm	in	mm	psi	bar	(M)	(FT)	in	mm	(lbs/ft)	(Kg/m)
051MN10	2	51	2.91	75	150	10	60	200	12	300	2.06	3.07
076MN10	3	76	4.04	101	150	10	60	200	20	500	3.07	4.57
102MN10	4	102	5.08	129	150	10	60	200	28	700	4.20	6.26
152MN10	6	152	7.20	182	150	10	30	100	47	1200	7.24	10.79
204MN10	8	204	9.33	240	150	10	30	100	63	1600	11.31	16.86
254MN10	10	254	11.38	294	150	10	12	40	79	2000	16.82	25.06
305MN10	12	305	13.74	351	150	10	12	40	108	2750	24.17	36.02

Max diameter available : up to 30"

* Please contact us if you should require sizes / lengths or specifications other than the ones indicated above

XLPE CHEMICAL HOSE

APPLICATION/USE

- Application : Designed to handle a wide range of chemicals, solvents and corrosive liquids in both pressure and suction services.
- Tube : Cross-linked polyethylene (XLPE)
- Reinforcement : High tensile tire cord plies and dual helix wire
- Cover : Green weather & ozone resistant EPDM

Temperature	-40°F to 212°F (-40°C to 100°C)
Safety Factor	4 : 1
Vacuum	737mmHg / 29inHg
Branding	XLPE CHEMICAL HOSE W.P 200 PSI



PART No.	ID		OD		MAX. WORK PRESSURE		STANDART LENGTH		BENDING RADIUS		APPROX WEIGHT	
	in	mm	in	mm	psi	bar	(M)	(FT)	in	mm	(lbs/ft)	(Kg/m)
019XLPE14	3/4	19	1.19	30	200	14	60	200	4	100	0.41	0.61
025XLPE14	1	25	1.43	36	200	14	60	200	6	150	0.57	0.84
032XLPE14	1.1/4	32	1.80	46	200	14	60	200	8	200	0.85	1.27
038XLPE14	1.1/2	38	2.03	52	200	14	60	200	10	250	0.99	1.47
050XLPE14	2	51	2.55	65	200	14	60	200	12	300	1.31	1.96
063XLPE14	2.1/2	63	3.05	77	200	14	60	200	16	400	1.65	2.46
076XLPE14	3	76	3.61	92	200	14	60	200	20	500	2.17	3.24
102XLPE14	4	102	4.68	119	200	14	60	200	30	750	3.07	4.58


Max diameter available : up to 30"

UHMWPE CHEMICAL HOSE

APPLICATION/USE

- Application : Designed to handle 98% of all chemicals, solvent and corrosive liquids
- Tube : Ultra high molecular weight polyethylene (UHMWPE)
- Reinforcement : High Tensile tire cord Plies and dual helix Wire
- Cover : Blue weather & ozone resistant EPDM

Temperature	-40°F to 250°F (-40°C to 121°C)
Safety Factor	4 : 1
Vacuum	737mmHg/29inHg
Branding	UHMWPE CHEMICAL HOSE W.P 200 PSI



PART No.	ID		OD		MAX. WORK PRESSURE		STANDART LENGTH		BENDING RADIUS		APPROX WEIGHT	
	in	mm	in	mm	psi	bar	(M)	(FT)	in	mm	(lbs/ft)	(Kg/m)
019UHMW14	3/4	19	1.22	31	200	14	60	200	4	100	0.44	0.65
025UHMW14	1	25	1.46	37	200	14	60	200	6	150	0.60	0.89
032UHMW14	1.1/4	32	1.83	46	200	14	60	200	8	200	0.90	1.34
038UHMW14	1.1/2	38	2.06	52	200	14	60	200	10	250	1.03	1.54
050UHMW14	2	51	2.58	66	200	14	60	200	12	300	1.37	2.04
063UHMW14	2.1/2	63	3.08	78	200	14	60	200	16	400	1.72	2.56
076UHMW14	3	76	3.64	92	200	14	60	200	20	500	2.25	3.35
102UHMW14	4	102	4.71	120	200	14	60	200	30	750	3.17	4.72

Max diameter available : up to 30"

* Please contact us if you should require sizes / lengths or specifications other than the ones indicated above

FOOD GRADE HOSE (Edible Oil)

APPLICATION/USE

- Application : Used to convey animal fat, vegetable oil and other edible oils at temperatures up to 180°F requiring FDA sanitary hose. Also for soybeans, vinegar, mustard, cider, salad dressings and other acetic applications
- Tube : White Nitrile rubber
- Reinforcement : High tensile tire cord plies and dual helix wire
- Cover : White abrasion, weather & ozone resistant compound

Temperature	-40°F to 176°F (-40°C to 80°C)
Safety Factor	4 : 1
Vacuum	737mmHg/29inHg
Branding	FOOD GRADE HOSE (EDIBLE OIL) HOSE WP : 150 PSI




PART No.	ID		OD		MAX. WORK PRESSURE		STANDART LENGTH		BENDING RADIUS		APPROX WEIGHT	
	in	mm	in	mm	psi	bar	(M)	(FT)	in	mm	(lbs/ft)	(Kg/m)
013FGD10	1/2	13	0.91	23	150	10	60	200	3	75	0.33	0.50
019FGD10	3/4	19	1.14	29	150	10	60	200	4	100	0.44	0.66
025FGD10	1	25	1.38	35	150	10	60	200	6	150	0.56	0.83
032FGD10	1.1/4	32	1.65	42	150	10	60	200	8	200	0.70	1.04
038FGD10	1.1/2	38	1.89	48	150	10	60	200	10	250	0.81	1.21
051FGD10	2	51	2.50	63	150	10	60	200	12	300	1.29	1.93
063FGD10	2.1/2	63	3.03	77	150	10	60	200	16	400	1.76	2.63
076FGD10	3	76	3.56	90	150	10	60	200	20	500	2.15	3.20
102FGD10	4	102	4.74	120	150	10	60	200	28	700	3.60	5.36

BEVERAGE HOSE

APPLICATION/USE

- Application : Used for transfer of wine, beer, milk and other water based product requiring an FDA product
- Tube : White EPDM tube
- Reinforcement : High tensile tire cord plies and dual helix wire
- Cover : Gray abrasion, weather & ozone resistant EPDM

Temperature	-20°F to 250°F (-30°C to 120°C)
Safety Factor	4 : 1
Vacuum	737mmHg/29inHg
Branding	BAVERAGE HOSE WP. 150 PSI



PART No.	ID		OD		MAX. WORK PRESSURE		STANDART LENGTH		BENDING RADIUS		APPROX WEIGHT	
	in	mm	in	mm	psi	bar	(M)	(FT)	in	mm	(lbs/ft)	(Kg/m)
013BH10	1/2	13	0.91	23	150	10	60	200	3	75	0.32	0.48
019BH10	3/4	19	1.14	29	150	10	60	200	4	100	0.43	0.64
025BH10	1	25	1.38	35	150	10	60	200	6	150	0.54	0.80
032BH10	1.1/4	32	1.65	42	150	10	60	200	8	200	0.68	1.01
038BH10	1.1/2	38	1.89	48	150	10	60	200	10	250	0.79	1.18
051BH10	2	51	2.50	63	150	10	60	200	12	300	1.24	1.85
063BH10	2.1/2	63	3.03	77	150	10	60	200	16	400	1.70	2.53
076BH10	3	76	3.56	90	150	10	60	200	20	500	2.07	3.09
102BH10	4	102	4.74	120	150	10	60	200	28	700	3.50	5.21

BULK FOOD GRADE HOSE

APPLICATION/USE

- Application : Transfer of bulk food products such as flour, sugar and edible grains
- Tube : Natural gum rubber in tan
- Reinforcement : High tensile tire cord plies and dual helix wire
- Cover : White abrasion, weather & ozone resistant NR

Temperature	-40°F to 176°F (-40°C to 80°C)
Safety Factor	4 : 1
Vacuum	737mmHg/29inHg
Branding	BULK FOOD GRADE HOSE WP 150 PSI



PART No.	ID		OD		MAX. WORK PRESSURE		STANDART LENGTH		BENDING RADIUS		APPROX WEIGHT	
	in	mm	in	mm	psi	bar	(M)	(FT)	in	mm	(lbs/ft)	(Kg/m)
013BFG10	1/2	13	0.91	23	150	10	60	200	3	75	0.30	0.45
019BFG10	3/4	19	1.14	29	150	10	60	200	4	100	0.40	0.60
025BFG10	1	25	1.38	35	150	10	60	200	6	150	0.50	0.75
032BFG10	1.1/4	32	1.65	42	150	10	60	200	8	200	0.63	0.94
038BFG10	1.1/2	38	1.89	48	150	10	60	200	10	250	0.74	1.10
051BFG10	2	51	2.50	63	150	10	60	200	12	300	1.13	1.69
063BFG10	2.1/2	63	3.03	77	150	10	60	200	16	400	1.57	2.34
076BFG10	3	76	3.56	90	150	10	60	200	20	500	1.91	2.85
102BFG10	4	102	4.74	120	150	10	60	200	28	700	3.29	4.90

Max diameter available : up to 30"


** Please contact us if you should require sizes / lengths or specifications other than the ones indicated above*

WHITE WASH DOWN HOSE

APPLICATION/USE

- Application : This hose is specifically designed to transfer hot air or water at 212°F (100°C) continuously
- Tube : White heat resistant EPDM rubber
- Reinforcement : High tensile tire cord plies
- Cover : White heat, weather & ozone resistant EPDM rubber

Temperature	-20°F to 250°F (-30°C to 121°C)
Safety Factor	4 : 1
Branding	WHITE WASH DOWN HOSE WP 200 PSI



PART No.	ID		OD		MAX. WORK PRESSURE		STANDART LENGTH		BENDING RADIUS		APPROX WEIGHT	
	in	mm	in	mm	psi	bar	(M)	(FT)	in	mm	(lbs/ft)	(Kg/m)
019WWD14	3/4	19	1.21	32	200	14	60	200	4	100	0.52	0.77
025WWD14	1	25	1.54	39	200	14	60	200	6	150	0.68	1.01
032WWD14	1.1/4	32	1.81	46	200	14	60	200	8	200	0.83	1.23
038WWD14	1.1/2	38	2.05	52	200	14	60	200	10	250	0.95	1.42
051WWD14	2	51	2.64	67	200	14	60	200	12	300	1.42	2.12

FURNACE COOLANT HOSE

APPLICATION/USE

- Application : Suitable for use particularly in steel making industry
It is usually used to provide cooling water to various part of the steel making process
- Tube : Black heat resistant EPDM rubber
- Reinforcement : High tensile tire cord plies
- Cover : Black/White heat resistant EPDM rubber. Wrapped with protective fiberglass cover to resist extreme radiant heat. Withstand heat up to 1000 °F and does not bum when exposed to flame.

Temperature	-20°F to 212°F (-30°C to 100°C) Cover resistant up to 540°C (1000°F)
Safety Factor	4 : 1
Branding	FURNACE COOLANT HOSE WP 150 PSI



PART No.	ID		OD		MAX. WORK PRESSURE		STANDART LENGTH		BENDING RADIUS		APPROX WEIGHT	
	in	mm	in	mm	psi	bar	(M)	(FT)	in	mm	(lbs/ft)	(Kg/m)
051FC10	2	51	2.60	66	150	10	60	200	12	300	1.25	1.86
076FC10	3	76	3.72	94	150	10	60	200	20	500	1.82	2.72
102FC10	4	102	4.84	123	150	10	60	200	28	700	2.77	4.13
152FC10	6	152	6.86	174	150	10	30	100	47	1200	4.20	6.25
204FC10	8	204	8.91	226	150	10	30	100	63	1600	6.34	9.44


* Please contact us if you should require sizes / lengths or specifications other than the ones indicated above

CARBON FREE / NON-CONDUCTIVE HOSE

APPLICATION/USE

- Application : Used as an outer protective covering for power cables in steel mills, glass works etc. to avoid damage to cable. Recommended for Furnace Coolant & Electrical Cable Coolant
- Tube : White heat resistant EPDM rubber
- Reinforcement : High tensile tire cord plies
- Cover : Green heat resistant EPDM rubber

Temperature	-20°F to 212°F (-30°C to 100°C)
Safety Factor	4 : 1
Branding	CARBON FREE HOSE




PART No.	ID		OD		MAX. WORK PRESSURE		STANDART LENGTH		BENDING RADIUS		APPROX WEIGHT	
	in	mm	in	mm	psi	bar	(M)	(FT)	in	mm	(lbs/ft)	(Kg/m)
051CF10	2	51	2.50	63	150	10	60	200	12	300	1.00	1.50
076CF10	3	76	3.50	89	150	10	60	200	20	500	1.48	2.21
102CF10	4	102	4.61	117	150	10	60	200	28	700	2.32	3.46
152CF10	6	152	6.61	168	150	10	30	100	47	1200	3.55	5.29
204CF10	8	204	8.77	223	150	10	30	100	63	1600	5.48	8.17

CARBON FREE (WITH FIBER)

APPLICATION/USE

- Application : Used as an outer protective covering for power cables in steel mills, glass works etc. to avoid damage to cable. Recommended for Furnace Coolant & Electrical Cable Coolant
- Tube : White heat resistant EPDM rubber
- Reinforcement : High tensile tire cord plies
- Cover : Green heat resistant EPDM rubber. Wrapped with protective fiberglass cover to resist extreme radiant heat. Withstand heat up to 1000°F and does not bum when exposed to flame.

Temperature	-20°F to 410°F (-30°C to 210°C) Cover resistant up to 540°C (1000°C)
Safety Factor	4 : 1
Branding	CARBON FREE (with Fiber)



PART No.	ID		OD		MAX. WORK PRESSURE		STANDART LENGTH		BENDING RADIUS		APPROX WEIGHT	
	in	mm	in	mm	psi	bar	(M)	(FT)	in	mm	(lbs/ft)	(Kg/m)
051CFF10	2	51	2.61	66	150	10	60	200	12	300	1.21	1.80
076CFF10	3	76	3.61	92	150	10	60	200	20	500	1.77	2.63
102CFF10	4	102	4.73	120	150	10	60	200	28	700	2.70	4.02
152CFF10	6	152	6.73	171	150	10	30	100	47	1200	4.09	6.09
204CFF10	8	204	8.89	226	150	10	30	100	63	1600	6.19	9.22

* Please contact us if you should require sizes / lengths or specifications other than the ones indicated above

RADIATOR HOSE

APPLICATION/USE

- Application : Designed with enhanced flexibility in "straight" coolant connection applications
- Tube : Black heat resistant synthetic rubber
- Reinforcement : High tensile tire cord plies
- Cover : Black heat resistant synthetic rubber.

Temperature -20°F to 212°F (-30°C to 100°C)

Safety Factor 3 : 1

Branding **RADIATOR HOSE WP. 150 PSI**



PART No.	ID		OD		MAX. WORK PRESSURE		STANDART LENGTH		BENDING RADIUS		APPROX WEIGHT	
	in	mm	in	mm	psi	bar	(M)	(FT)	in	mm	(lbs/ft)	(Kg/m)
019RD10	3/4	19	1.08	27	150	10	60	200	8	200	0.29	0.43
025RD10	1	25	1.31	33	150	10	60	200	10	250	0.36	0.54
038RD10	1.1/2	38	1.83	46	150	10	60	200	16	400	0.52	0.77
045RD10	1.3/4	45	2.10	53	150	10	30	100	20	500	0.61	0.90
051RD10	2	51	2.34	59	150	10	60	200	24	600	0.68	1.01
076RD10	3	76	3.37	86	150	10	60	200	30	750	1.12	1.66
102RD10	4	102	4.39	112	150	10	60	200	39	1000	1.48	2.21
127RD10	5	127	5.50	140	150	10	60	200	47	1200	2.45	3.65
152RD10	6	152	6.49	165	150	10	60	200	55	1400	2.91	4.34

** Please contact us if you should require sizes / lengths or specifications other than the ones indicated above*

STEAM HOSE

APPLICATION/USE

- Application : Used for cleaning, head control service on shipyards, chemical plants etc.
- Tube : Black high heat resistant EPDM synthetic rubber
- Reinforcement : Multi layers of high tensile steel wire braid
- Cover : Red/Black heat resistant EPDM synthetic rubber

Temperature	-20°F to 410°F (-30°C to 210°C)
Safety Factor	10 : 1
Branding	STEAM HOSE 100 PSI



PART No.	ID		OD		MAX. WORK PRESSURE		STANDART LENGTH		BENDING RADIUS		APPROX WEIGHT	
	in	mm	in	mm	psi	bar	(M)	(FT)	in	mm	(lbs/ft)	(Kg/m)
013ST7	1/2	13	0.91	23	100	7	60	200	5	130	0.344	0.513
016ST7	5/8	16	1.02	26	100	7	60	200	8	200	0.400	0.595
019ST7	3/4	19	1.14	29	100	7	60	200	10	250	0.455	0.678
025ST7	1	25	1.49	38	100	7	60	200	13	320	0.855	1.274
032ST7	1.1/4	32	1.76	45	100	7	60	200	15	380	1.041	1.552
038ST7	1.1/2	38	2.00	51	100	7	60	200	16	400	1.201	1.789
051ST7	2	51	2.64	67	100	7	60	200	20	500	2.062	3.073

Safety Instructions

SAFETY WARNING !

The selection of the proper saturated steam hose for the required applications is essential to avoid any kind of damages. Steam is very dangerous and the improper use could cause danger to equipments, serious injures and event death to operators. To help the selections of he right hose, we suggest you consider this guidelines.

working pressure	temperature of saturated steam		
	kg / cm ²	PSI	C
4	58	152	306
5	72	158	317
6	87	165	329
7	101	170	338
8	116	175	347
9	130	180	356
10	145	184	364
11	159	188	372
12	174	192	378
13	188	195	383
14	203	198	389
15	217	201	394
16	232	204	400
17	246	207	405
18	261	210	410
19	275	212	414
20	290	290	419

* Please contact us if you should require sizes / lengths or specifications other than the ones indicated above



EXTRUDED HOSE

INDUSTRIAL RUBBER HOSE

OIL & FUEL HOSE 

AIR & WATER HOSE 

GAS HOSE 

OTHERS 

FUEL OIL HOSE

APPLICATION/USE

Application : Suitable for delivery of petroleum and solvent based liquids
 Tube : Black Nitrile synthetic rubber RMA class A (High Oil Resistance)
 Reinforcement : High tensile strength synthetic yarn
 Cover : Black oil, weather & ozone resistant

Temperature : -20°F to 176°F (-30°C to 80°C)
 Safety Factor : 3 : 1
 Branding : **FUEL OIL HOSE**



PART No.	ID		OD		MAX. WORK PRESSURE		STANDART LENGTH		APPROX WEIGHT	
	in	mm	in	mm	psi	bar	(M)	(FT)	(lbs/ft)	(Kg/m)
006FO20	1/4	6.4	0.51	13	300	20	100	328	0.093	0.139
008FO20	5/16	7.9	0.59	15	300	20	100	328	0.114	0.170
010FO20	3/8	9.5	0.71	18	300	20	100	328	0.142	0.212
013FO20	1/2	12.7	0.91	23	300	20	100	328	0.192	0.286
016FO20	5/8	15.9	1.02	26	300	20	50	164	0.242	0.361
019FO20	3/4	19.1	1.18	30	300	20	50	164	0.319	0.475
025FO20	1	25.4	1.42	36	300	20	50	164	0.430	0.641

MID OIL HOSE

APPLICATION/USE

Application : Suitable for low in medium hydraulic systems or water based fluid such as light fuel oil, crude oil, general gasoline discharge and gasoline curb pump, etc.
 Tube : Black Nitrile synthetic rubber
 Reinforcement : High tensile strength synthetic yarn
 Cover : Black oil, weather & ozone resistant

Temperature : -20°F to 176°F (-30°C to 80°C)
 Safety Factor : 3 : 1
 Branding : **MILD OIL HOSE**



PART No.	ID		OD		MAX. WORK PRESSURE		STANDART LENGTH		APPROX WEIGHT	
	in	mm	in	mm	psi	bar	(M)	(FT)	(lbs/ft)	(Kg/m)
006MO10	1/4	6.4	0.51	13	150	10	100	328	0.096	0.143
008MO10	5/16	7.9	0.59	15	150	10	100	328	0.114	0.170
010MO10	3/8	9.5	0.67	17	150	10	100	328	0.132	0.196
013MO10	1/2	12.7	0.79	20	150	10	100	328	0.165	0.246
016MO10	5/8	15.9	0.94	24	150	10	50	164	0.222	0.331
019MO10	3/4	19.1	1.10	28	150	10	50	164	0.273	0.407
025MO10	1	25.4	1.38	35	150	10	50	164	0.385	0.574

* Please contact us if you should require sizes / lengths or specifications other than the ones indicated above

AIR / WATER HOSE

APPLICATION/USE

Application : A general purpose air hose, engineered for medium applications
 Tube : Black NR/SBR synthetic rubber
 Reinforcement : High tensile strength synthetic yarn
 Cover : Black or Red synthetic rubber

Temperature : -20°F to 176°F (-30°C to 80°C)

Safety Factor : 3 : 1

Branding : **AIR/WATER HOSE**



PART No.	ID		OD		MAX. WORK PRESSURE		STANDART LENGTH		APPROX WEIGHT	
	in	mm	in	mm	psi	bar	(M)	(FT)	(lbs/ft)	(Kg/m)
006AR20	1/4	6.4	0.51	13	300	20	100	328	0.102	0.152
008AR20	5/16	7.9	0.59	15	300	20	100	328	0.126	0.187
010AR20	3/8	9.5	0.71	18	300	20	100	328	0.158	0.235
013AR20	1/2	12.7	0.91	23	300	20	100	328	0.214	0.319
016AR20	5/8	15.9	1.02	26	300	20	50	164	0.269	0.401
019AR20	3/4	19.1	1.18	30	300	20	50	164	0.357	0.531
025AR20	1	25.4	1.42	36	300	20	50	164	0.482	0.718

AIR BRAKE HOSE

APPLICATION/USE

Application : Suitable for compressed air line systems for trucks, trailers, buses, and other lines for pneumatic control equipments, etc..

Tube : Black Nitrile synthetic rubber
 Reinforcement : High tensile strength synthetic yarn
 Cover : Black weather & ozone resistant

Temperature : -20°F to 176°F (-30°C to 80°C)

Safety Factor : 4 : 1

Branding : **AIR BRAKE HOSE**



PART No.	ID		OD		MAX. WORK PRESSURE		STANDART LENGTH		APPROX WEIGHT	
	in	mm	in	mm	psi	bar	(M)	(FT)	(lbs/ft)	(Kg/m)
006AB20	1/4	6.4	0.59	15	300	20	100	328	0.143	0.213
010AB20	3/8	9.5	0.75	19	300	20	100	328	0.206	0.307
013AB20	1/2	12.7	0.87	22	300	20	100	328	0.274	0.409

* Please contact us if you should require sizes / lengths or specifications other than the ones indicated above

LPG HOSE

APPLICATION/USEa

- Application : Suitable for use in household for transfer of LPG from tank to stove
- Tube : NBR synthetic rubber compound
- Reinforcement : High tensile strength synthetic yarn
- Cover : Orange or Black oil, weather & ozone resistant

Temperature	-20°F to 176°F (-30°C to 80°C)
Safety Factor	4 : 1
Branding	LPG HOSE

LPG Hoses abide to SNI 06-7213-2006/Amd 1-2008
NRP no: 104-005-080313



PART No.	ID		OD		MAX. WORK PRESSURE		STANDART LENGTH		APPROX WEIGHT	
	in	mm	in	mm	psi	bar	(M)	(FT)	(lbs/ft)	(Kg/m)
010LPG5	3/8	9.5	0.67	17	75	5	100	328	0.130	0.193

TWIN LINE WELDING HOSE

APPLICATION/USE

- Application : Welding and Cutting
- Tube : NBR synthetic rubber compound
- Reinforcement : High tensile strength synthetic yarn
- Cover : Red & Blue weather & ozone resistant

Temperature	-20°F to 176°F (-30°C to 80°C)
Safety Factor	3 : 1
Branding	TWIN WELDING HOSE



PART No.	ID		OD		MAX. WORK PRESSURE		STANDART LENGTH		APPROX WEIGHT	
	in	mm	in	mm	psi	bar	(M)	(FT)	(lbs/ft)	(Kg/m)
613613TL20	(1/4 + 1/4)	(6.4 + 6.4)	(0.52 + 0.52)	(13 + 13)	300	20	100	328	0.208	0.310
616916TL20	(1/4 + 3/8)	(6.4 + 9.5)	(0.63 + 0.63)	(16 + 16)	300	20	100	328	0.297	0.442
816913TL20	(5/16 + 3/8)	(8 + 9.5)	(0.63 + 0.63)	(16 + 16)	300	20	100	328	0.274	0.409
916916TL20	(3/8 + 3/8)	(9.5 + 9.5)	(0.63 + 0.63)	(16 + 16)	300	20	100	328	0.255	0.380

** Please contact us if you should require sizes / lengths or specifications other than the ones indicated above*

OXYGEN HOSE

APPLICATION/USE

- Application : Welding applications
- Tube : Black Synthetic Elastomer
- Reinforcement : High tensile strength synthetic yarn
- Cover : Blue Synthetic Elastomer weather & ozone resistant (smooth & corrugated cover)

Temperature : 14°F to 140°F (-10°C to 60°C)
 Safety Factor : 3 : 1
 Branding : **OXYGEN HOSE**



PART No.	ID		OD		MAX. WORK PRESSURE		STANDART LENGTH		APPROX WEIGHT	
	in	mm	in	mm	psi	bar	(M)	(FT)	(lbs/ft)	(Kg/m)
006OX20	1/4	6.4	0.51	13	300	20	100	328	0.091	0.135
008OX20	5/16	7.9	0.59	15	300	20	100	328	0.114	0.169
010OX20	3/8	9.5	0.71	18	300	20	100	328	0.138	0.206
013OX20	1/2	12.7	0.83	21	300	20	100	328	0.185	0.276
016OX20	5/8	15.9	0.98	25	300	20	50	164	0.239	0.355
019OX20	3/4	19.1	1.14	29	300	20	50	164	0.317	0.472
025OX20	1	25.4	1.42	36	300	20	50	164	0.426	0.635

ACETYLENE HOSE

APPLICATION/USE

- Application : For general industries that use acetylene, inner gasses, acetylene cutting, welding, etc.
- Tube : Black Synthetic Elastomer
- Reinforcement : High tensile strength synthetic yarn
- Cover : Red Synthetic Elastomer weather & ozone resistant (smooth & corrugated cover)

Temperature : 14°F to 140°F (-10°C to 60°C)
 Safety Factor : 3 : 1
 Branding : **ACETYLENE HOSE**



PART No.	ID		OD		MAX. WORK PRESSURE		STANDART LENGTH		APPROX WEIGHT	
	in	mm	in	mm	psi	bar	(M)	(FT)	(lbs/ft)	(Kg/m)
005AC10	3/16	4.8	0.47	12	150	10	100	328	0.087	0.129
006AC10	1/4	6.4	0.51	13	150	10	100	328	0.103	0.154
008AC10	5/16	7.9	0.59	15	150	10	100	328	0.120	0.179
010AC10	3/8	9.5	0.67	17	150	10	100	328	0.138	0.205

* Please contact us if you should require sizes / lengths or specifications other than the ones indicated above

HEATER HOSE

APPLICATION/USE

- Application : Light weight flexible hose for heater
- Tube : Black heat resistant EPDM synthetic rubber
- Reinforcement : High tensile strength synthetic yarn
- Cover : Black heat, weather & ozone resistant

Temperature	-20°F to 212°F (-30°C to 100°C)
Safety Factor	3 : 1
Branding	HEATER HOSE




PART No.	ID		OD		MAX. WORK PRESSURE		STANDART LENGTH		APPROX WEIGHT	
	in	mm	in	mm	psi	bar	(M)	(FT)	(lbs/ft)	(Kg/m)
008HT10	5/16	7.9	0.59	15	150	10	100	328	0.120	0.178
010HT10	3/8	9.5	0.71	18	150	10	100	328	0.140	0.209
013HT10	1/2	12.7	0.83	21	150	10	100	328	0.174	0.259
016HT10	5/8	15.9	0.94	24	150	10	100	328	0.235	0.349
019HT10	3/4	19.1	1.14	29	150	10	60	196	0.314	0.469
025HT10	1	25.4	1.38	35	150	10	60	196	0.450	0.671

HOT WASH HOSE

APPLICATION/USE

- Application : Light weight flexible hose for auto washing, food plants, breweries, etc.
- Tube : White heat resistant EPDM synthetic rubber
- Reinforcement : High tensile strength synthetic yarn
- Cover : White heat, weather & ozone resistant

Temperature	-20°F to 212°F (-30°C to 100°C)
Safety Factor	3 : 1
Branding	HOT WASH HOSE



PART No.	ID		OD		MAX. WORK PRESSURE		STANDART LENGTH		APPROX WEIGHT	
	in	mm	in	mm	psi	bar	(M)	(FT)	(lbs/ft)	(Kg/m)
008HW10	5/16	7.9	0.79	20	150	10	100	328	0.256	0.382
010HW10	3/8	9.5	0.91	22	150	10	100	328	0.293	0.437
013HW10	1/2	12.7	1.10	27	150	10	100	328	0.434	0.647
016HW10	5/8	15.9	1.22	31	150	10	100	328	0.540	0.804
019HW10	3/4	19.1	1.42	36	150	10	60	196	0.723	1.078
025HW10	1	25.4	1.77	45	150	10	60	196	1.081	1.610

MULTI-PURPOSE HOSE

APPLICATION/USE

- Application : This hose handle air, oil, kerosene and some chemical - Nonconductive
- Tube : Black Nitrile synthetic rubber RMA class A (High Oil Resistance)
- Reinforcement : High tensile strength synthetic yarn
- Cover : Red oil, weather & ozone resistant synthetic rubber

Temperature -20°F to 176°F (-30°C to 80°C)

Safety Factor 3 : 1

Branding **MULTI-PURPOSE HOSE**



PART No.	ID		OD		MAX. WORK PRESSURE		STANDART LENGTH		APPROX WEIGHT	
	in	mm	in	mm	psi	bar	(M)	(FT)	(lbs/ft)	(Kg/m)
010MP20	3/8	9.5	0.71	18	300	20	100	328	0.139	0.207
013MP20	1/2	12.7	0.83	21	300	20	100	328	0.188	0.280
016MP20	5/8	15.9	0.98	25	300	20	50	164	0.237	0.353
019MP20	3/4	19.1	1.14	29	300	20	50	164	0.312	0.465
025MP20	1	25.4	1.42	36	300	20	50	164	0.422	0.628

** Please contact us if you should require sizes / lengths or specifications other than the ones indicated above*



PVC HOSE

PVC STEEL WIRE REINFORCED 
HOSE

PVC SUCTION HOSE 

PVC SPRAY HOSE 

PVC AIR HOSE 

PVC STEEL WIRE REINFORCED HOSE

APPLICATION/USE

- Application : Widely used for sucking or discharging of water, oil, weak chemicals and powders in industry, agriculture, factory, etc.
- Tube : Transparant PVC
- Reinforcement : Steel helix wire
- Cover : Transparant PVC (With blue and orange stripe)



Temperature	23°F to 140°F (-5°C to 60°C)
Vacuum	737mmHg/29inHg
Branding	SPRING HOSE

PART No.	ID		OD		STANDART LENGTH		BENDING RADIUS		APPROX WEIGHT	
	in	mm	in	mm	(M)	(FT)	in	mm	(lbs/ft)	(Kg/m)
025PSW	1	25	1.22	31	100	330	10	250	0.251	0.374
032PSW	1.1/4	32	1.57	40	50	165	12	300	0.421	0.627
038PSW	1.1/2	38	1.81	46	50	165	14	350	0.491	0.731
045PSW	1.3/4	45	2.17	55	50	165	16	400	0.736	1.097
051PSW	2	50	2.36	60	50	165	20	500	0.810	1.207
063PSW	2.1/2	63	2.95	75	50	130	26	650	1.230	1.833
076PSW	3	75	3.50	89	30	100	30	750	1.673	2.492
102PSW	4	100	4.49	114	30	100	39	1000	2.245	3.346

PVC SPIRAL HOSE

APPLICATION/USE

- Application : Suitable for suction water, slurry, sewage, some solid and granulated, and gases in agriculture, industry and construction.
- Tube : Transparant PVC
- Reinforcement : Blue rigid PVC reinforced
- Cover : Transparant PVC (With blue stripe)



Temperature	23°F to 140°F (-5°C to 60°C)
Vacuum	737mmHg/29inHg
Branding	SPIRAL HOSE

PART No.	ID		OD		STANDART LENGTH		BENDING RADIUS		APPROX WEIGHT	
	in	mm	in	mm	(M)	(FT)	in	mm	(lbs/ft)	(Kg/m)
025PSP	1	25	1.38	35	50	165	12	300	0.213	0.317
032PSP	1.1/4	32	1.65	42	50	165	14	350	0.281	0.418
038PSP	1.1/2	38	1.89	48	50	165	16	400	0.332	0.495
051PSP	2	51	2.48	63	50	165	20	500	0.658	0.980
063PSP	2.1/2	63	2.95	75	50	165	26	650	0.714	1.064
076PSP	3	76	3.54	90	50	165	30	750	0.852	1.269
102PSP	4	102	4.57	116	50	100	39	1000	1.385	2.063
114PSP	4.1/2	114	5.12	130	50	100	47	1200	1.711	2.550
127PSP	5	127	5.71	145	50	100	55	1400	2.239	3.336
152PSP	6	152	6.77	172	50	100a	63	1600	2.731	4.069

* Please contact us if you should require sizes / lengths or specifications other than the ones indicated above

PVC COMPRESSOR HOSE

APPLICATION/USE

- Application : General purpose air hose for automotive, interior work, or exterior painting and finishing.
- Tube : White flexible PVC
- Reinforcement : 1 or 2 braided polyester yarn
- Cover : Yellow flexible PVC (ribbed or smooth surface)

Temperature	23°F to 140°F (-5°C to 60°C)
Safety Factor	3 : 1
Branding	COMPRESSOR HOSE



PART No.	ID		OD		MAX. WORK PRESSURE		STANDART LENGTH		APPROX WEIGHT	
	in	mm	in	mm	psi	bar	(M)	(FT)	(lbs/ft)	(Kg/m)
008PCH20	5/16	8	0.51	13	300	20	100	328	0.068	0.101
008PCH40	5/16	8	0.51	14	600	40	100	328	0.085	0.127


Other sizes available

PVC AIR HOSE

APPLICATION/USE

- Application : Mainly used for conveying of air, inert gas and water industry
- Tube : Black or other colors flexible PVC
- Reinforcement : High tensile synthetic yarn
- Cover : Black or other colors flexible PVC

Temperature	23°F to 140°F (-5°C to 60°C)
Safety Factor	3 : 1
Branding	AIR HOSE



PART No.	ID		OD		MAX. WORK PRESSURE		STANDART LENGTH		APPROX WEIGHT	
	in	mm	in	mm	psi	bar	(M)	(FT)	(lbs/ft)	(Kg/m)
006PAR20	1/4	6.4	0.47	12	300	20	100	328	0.074	0.110
008PAR20	5/16	7.9	0.55	14	300	20	100	328	0.097	0.145
010PAR20	3/8	9.5	0.67	17	300	20	100	328	0.148	0.220
013PAR20	1/2	12.7	0.83	21	300	20	100	328	0.213	0.318
016PAR20	5/8	15.9	1.02	26	300	20	100	328	0.337	0.502
019PAR20	3/4	19.1	1.22	31	300	20	100	328	0.470	0.700
025PAR20	1	25.4	1.46	37	300	20	100	328	0.587	0.875


** Please contact us if you should require sizes / lengths or specifications other than the ones indicated above*

PVC NYLON TRANSPARENT HOSE (HYPREX)

APPLICATION/USE

Application : Air, Water and food transfer. Light Vacuum lines.
 Tube : Clear flexible PVC
 Reinforcement : High tensile synthetic yarn
 Cover : Clear flexible PVC (with orange stripe)

Temperature : 23°F to 140°F (-5°C to 60°C)
 Safety Factor : 2 : 1
 Branding : HYPREX HOSE




PART No.	ID		OD		MAX. WORK PRESSURE		STANDART LENGTH		APPROX WEIGHT	
	in	mm	in	mm	psi	bar	(M)	(FT)	(lbs/ft)	(Kg/m)
006PVN7	1/4	6	0.45	10.5	100	7	100	328	0.058	0.086
008PVN7	5/16	7.5	0.52	12	100	7	100	328	0.072	0.108
009PVN7	3/8	9	0.60	14	100	7	100	328	0.089	0.133
012PVN7	1/2	12	0.74	17	100	7	100	328	0.121	0.181
016PVN7	5/8	15.5	0.87	21	100	7	100	328	0.152	0.226
019PVN7	3/4	18.5	1.02	24.5	100	7	100	328	0.193	0.288
025PVN7	1	24	1.30	30.5	100	7	100	328	0.285	0.424
032PVN5	1.1/4	31	1.67	39	75	5	100	328	0.503	0.749
038PVN5	1.1/2	37	1.93	45.5	75	5	50	164	0.600	0.894
051PVN5	2	50	2.48	60	75	5	50	164	0.878	1.308

PVC GARDEN HOSE (DOF)

APPLICATION/USE

Application : For water discharge in agriculture, garden and etc.
 Tube : Green/Blue/Orange/Purple/Clear flexible PVC
 Reinforcement : -
 Cover : -

Temperature : 23°F to 140°F (-5°C to 60°C)
 Safety Factor : -
 Branding : PVC DOF



PART No.	ID		OD		STANDART LENGTH		APPROX WEIGHT	
	in	mm	in	mm	(M)	(FT)	(lbs/ft)	(Kg/m)
013PVD	1/2	12.0	0.59	15.5	50	164	0.062	0.092
016PVD	5/8	15.0	0.69	18.6	50	164	0.078	0.116
019PVD	3/4	18.8	0.83	22.6	50	164	0.101	0.151
025PVD	1	24.0	1.08	28	50	164	0.134	0.199


* Please contact us if you should require sizes / lengths or specifications other than the ones indicated above

PVC FLEX HOSE

APPLICATION/USE

Application : For water discharge in agriculture, garden and etc.
 Tube : Green or Blue Flexible PVC
 Reinforcement : -
 Cover : -

Temperature 23°F to 140°F (-5°C to 60°C)
 Safety Factor -
 Branding PVC FLEX



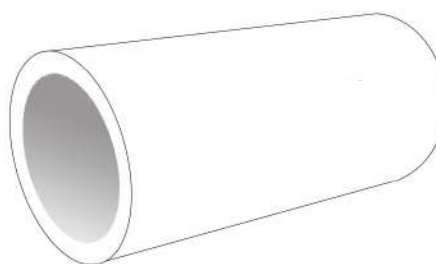
PART No.	ID		OD		STANDART LENGTH		APPROX WEIGHT	
	in	mm	in	mm	(M)	(FT)	(lbs/ft)	(Kg/m)
013PVF	1/2	11.8	0.64	16.2	50	164	0.080	0.119
016PVF	5/8	14.0	0.75	19.0	50	164	0.110	0.164
019PVF	3/4	18.0	0.94	24.0	50	164	0.163	0.243
025PVF	1	23.8	1.21	30.8	50	164	0.202	0.301

TRANSPARANT HOSE

APPLICATION/USE

Application : For transfer water and air
 Tube : Clear Flexible PVC
 Reinforcement : -
 Cover : -

Temperature 23°F to 140°F (-5°C to 60°C)
 Safety Factor -
 Branding -



PART No.	ID		OD		STANDART LENGTH		APPROX WEIGHT	
	in	mm	in	mm	(M)	(FT)	(lbs/ft)	(Kg/m)
006PST	1/4	5.8	0.29	7.3	50	164	0.013	0.019
008PST	5/16	7.3	0.35	8.9	50	164	0.017	0.025

** Please contact us if you should require sizes / lengths or specifications other than the ones indicated above*

Temperature Conversion Table

-459 to 0			0 to 100						100 to 100					
°C	°C	°F	°C	°C	°F	°F	°C	°C	°F	°F	°C	°C	°F	°F
-273	-459.4		-17.8	0	32	10	50	122	38	100	212	260	500	932
-268	-450		-17.2	1	33.8	10.6	51	123.8	43	110	230	266	510	950
-262	-440		-16.7	2	35.6	11.2	52	125.6	49	120	248	271	520	968
-257	-430		-16.1	3	37.4	11.7	53	127.4	54	130	266	277	530	986
-251	-420		-15.6	4	39.2	12.2	54	129.2	60	140	284	282	540	1004
-246	-410		-15	5	41	12.8	55	131	66	150	302	288	550	1022
-240	-400		-14.4	6	42.8	13.3	56	132.8	71	160	320	293	560	1040
-234	-390		-13.9	7	44.6	13.9	57	134.6	77	170	338	299	570	1058
-229	-380		-13.3	8	46.4	14.4	58	136.4	82	180	356	304	580	1076
-223	-370		-12.8	9	48.2	15	59	138.2	88	190	374	310	590	1094
-218	-360		-12.2	10	50	15.6	60	140	93	200	392	316	600	1112
-212	-350		-11.7	11	51.8	16.1	61	141.8	99	210	410	321	610	1130
-207	-340		-11.1	12	53.6	16.7	62	143.6	104	220	428	327	620	1148
-201	-330		-10.6	13	55.4	17.2	63	145.4	110	230	446	332	630	1166
-196	-320		-10	14	57.2	17.8	64	147.2	116	240	464	338	640	1184
-190	-310		-9.4	15	59	18.3	65	149	121	250	482	343	650	1202
-184	-300		-8.9	16	60.8	18.9	66	150.8	127	260	500	349	660	1220
-179	-290		-8.3	17	62.6	19.4	67	152.6	132	270	518	354	670	1238
-173	-280		-7.8	18	64.4	20	68	154.4	138	280	536	360	680	1255
-168	-270	-454	-6.7	19	68	21.1	70	158	143	290	554	371	700	1292
-162	-260	-436	-6.1	20	69.8	21.7	71	159.8	149	300	572	377	710	1310
-157	-250	-418	-5.6	21	71.6	22.2	72	161.6	154	310	590	382	720	1328
-151	-240	-400	-5	22	73.4	22.8	73	163.4	160	320	608	388	730	1346
-146	-230	-382	-4.5	23	75.2	23.3	74	165.2	166	330	626	393	740	1364
-140	-220	-364	-3.9	24	77	23.9	75	167	171	340	644	399	750	1382
-134	-210	-346	-3.3	25	78.8	24.4	76	168.8	176	350	662	404	760	1400
-129	-200	-328	-2.8	26	80.6	25	77	170.6	182	360	680	410	770	1418
-123	-190	-310	-2.2	27	82.4	25.6	78	172.4	188	370	698	416	780	1436
-118	-180	-292	-1.7	28	84.2	26.1	79	174.2	193	380	716	421	790	1454
-112	-170	-274	-1.1	29	86	26.7	80	176	199	390	734	427	800	1472
-107	-160	-256	0.6	30	87.8	27.2	81	177.8	204	400	752	432	810	1490
-101	-150	-238	0	31	89.6	27.8	82	179.6	210	410	770	438	820	1508
-96	-140	-220	0.6	32	91.4	28.3	83	181.4	216	420	788	443	830	1526
-90	-130	-202	1.1	33	93.2	28.9	84	183.2	221	430	806	449	840	1544
-84	-120	-184	1.7	34	95	29.4	85	185	227	440	824	454	850	1562
-79	-110	-166	2.2	35	96.8	30	86	186.8	232	450	842	460	860	1580
-73	-100	-148	2.8	36	98.6	30.6	87	188.6	238	460	860	466	870	1598
-68	-90	-130	3.3	37	100.4	31.1	88	190.4	243	470	878	471	880	1616
-62	-80	-112	3.9	38	102.2	31.7	89	192.2	249	480	896	477	890	1634
-57	-70	-94	4.4	39	104	32.2	90	194	254	490	914	482	900	1652
-51	-60	-76	5	40	105.8	32.8	91	195.8				488	910	1670
-46	-50	-58	5.6	41	107.6	33.3	92	197.6				493	920	1688
-40	-40	-40	6.1	42	109.4	33.9	93	199.4				499	930	1706
-34	-30	-22	6.7	43	111.2	34.4	94	201.2				504	940	1724
-29	-20	-4	7.2	44	113	35	95	203				510	950	1742
-23	-10	14	7.8	45	114.8	35.6	96	204.8				515	960	1760
-17.8	0	32	8.3	46	116.6	36.1	97	206.6				521	970	1778
			8.9	47	118.4	36.7	98	208.4				527	980	1796
			9.4	48	120	37.2	99	210.2				532	990	1814
						37.8	100	212				538	1000	1832

Hose Inside Diameter (ID) and Outside Diameter (OD) Tolerance

Stated ID (mm)	Minimal & Maximal ID (Inside Diameter) mm							
	Type A		Type B		Type C		Type D	
	min	max	min	max	min	max	min	max
3.2	3.2	3.8	N/A	N/A	N/A	N/A	3.0	3.4
4	4.0	4.8	4.0	4.8	3.4	4.6	3.7	4.3
5	4.6	5.4	4.6	5.4	4.2	5.4	4.7	5.3
6.3	6.2	7.0	6.2	7.0	5.6	7.2	6.0	6.6
8	7.7	8.5	7.7	8.5	7.2	8.8	7.7	8.3
10	9.3	10.1	9.3	10.1	8.7	10.3	9.7	10.3
12.5	12.3	13.5	12.3	13.5	11.9	13.5	12.2	12.8
16	15.5	16.7	15.5	16.7	15.1	16.7	15.7	16.3
19	18.6	19.8	18.6	19.8	18.3	19.9	18.4	19.6
20	19.6	18.6	19.6	20.8	19.3	20.9	N/A	N/A
25	25.0	26.4	25.0	26.4	24.2	26.6	24.4	25.6
31.5	31.4	33.0	31.4	33.0	30.2	33.4	30.9	32.1
38	37.7	39.3	37.7	39.3	36.5	39.7	37.4	38.6
40	39.7	41.3	39.7	41.3	38.5	41.7	N/A	N/A
50	49.4	51.0	N/A	N/A	48.1	51.6	N/A	N/A
51	50.4	52.0	N/A	N/A	49.1	52.6	50.2	51.8
63	63.1	65.1	N/A	N/A	61.5	65.5	62.2	63.8
76	74.6	77.8	N/A	N/A	74.2	78.2	75.0	77.0
80	78.6	81.8	N/A	N/A	78.2	82.2	N/A	N/A
90	87.3	90.5	N/A	N/A	N/A	N/A	N/A	N/A
100	100.0	103.2	N/A	N/A	99.4	103.9	N/A	N/A
125	125.4	128.6	N/A	N/A	124.8	129.3	N/A	N/A
150	150.4	154.4	N/A	N/A	150.2	154.7	N/A	N/A
160	N/A	N/A	N/A	N/A	162.9	167.4	N/A	N/A
200	200.7	205.7	N/A	N/A	200.2	206.2	N/A	N/A
250	251.0	257.0	N/A	N/A	251.0	257.0	N/A	N/A
305	301.8	307.8	N/A	N/A	301.8	307.8	N/A	N/A
315	314.5	320.5	N/A	N/A	N/A	N/A	N/A	N/A
350	N/A	N/A	N/A	N/A	351.6	359.6	N/A	N/A
400	N/A	N/A	N/A	N/A	402.4	402.4	N/A	N/A

N/A = Not Available

Note :

Type A : Refers to hose manufactured with rigid mandrel

Type B : Refers to hose manufactured with flexible mandrel

Type C : Refers to hose manufactured without mandrel

Type D : Refers to plastic hoses manufactured without mandrel

ID tolerances according to ISO 1307 : 2006

Suggested Outside Diameters For Heavy Duty Hoses			
Nominal bore	Type B & B1	Type C, D & D	Tolerances
12.5	22.5	22.5	± 1.25
16	26.0	26.0	± 1.25
20	32.6	32.6	± 1.25
25	37.6	37.6	± 1.50
31.5	44.1	47.5	± 1.50
40	52.6	56.0	± 1.75
50	66.0	70.0	± 1.75
63	79.0	83.0	± 1.75
80	96.0	100.0	± 2.00
100	116.0	124.0	± 2.00
6"	173.0	176.0	± 2.00
8"	225.0	234.0	± 2.00
10"	278.0	286.0	± 3.00
12"	332.0	337.0	± 3.00
14"	380.0	384.0	± 3.00
16"	440.0	444.0	± 3.00

Note :

Type B Maximum WP 10 Bar

Type B1 Maximum WP 10 Bar (Oil Suction)

Type C Maximum WP 16 Bar

Type D Maximum WP 25 Bar

Type D1 Maximum WP 10 Bar (Oil Suction)

ID and OD tolerances according to ISO 1307 : 2006

Other sizes, lengths and hose types can be manufactured on request.